

CASEMAKER® Library Contents Homepage

Casemaker On-line libraries provide users access to federal legal research materials and case law for all 50 states. Casemaker Consortium member state libraries contain additional content that the state bars have requested. Casemaker has updated non-consortium state libraries to include statutes and other legal resources of interest.


By clicking the link to the appropriate library in the **Library Contents** page, the user is taken directly to the list of materials available in that particular library. There are some minor differences in the content of other libraries, however all libraries have the same basic functionality. By clicking on the Alabama Library, the Alabama Library Menu will appear.

Library Contents

Federal Library	Mississippi Library
Nationwide Collections	Missouri Library
	Montana Library
Alabama Library	Nebraska Library
Alaska Library	Nevada Library
Arizona Library	New Hampshire Library
Arkansas Library	New Jersey Library
California Library	New Mexico Library
Colorado Library	New York Library
Connecticut Library	North Carolina Library
Delaware Library	North Dakota Library
Florida Library	Ohio Library
Georgia Library	Oklahoma Library
Hawaii Library	Oregon Library
Idaho Library	Pennsylvania Library
Illinois Library	Rhode Island Library
Indiana Library	South Carolina Library
Iowa Library	South Dakota Library
Kansas Library	Tennessee Library
Kentucky Library	Texas Library
Louisiana Library	Utah Library
Maine Library	Vermont Library
Maryland Library	Virginia Library
Massachusetts Library	Washington Library
Michigan Library	West Virginia Library
Minnesota Library	Wisconsin Library
	Wyoming Library

Copyright © 1995-2006 Lawriter LLC All rights reserved.
Feedback



Currency  view

Alabama Opinions

11th Circuit Opinions

Alabama Fed. Supp.

Code of 1975

Administrative Code

State Court Rules

Local Federal Court Rules

Alabama Constitution

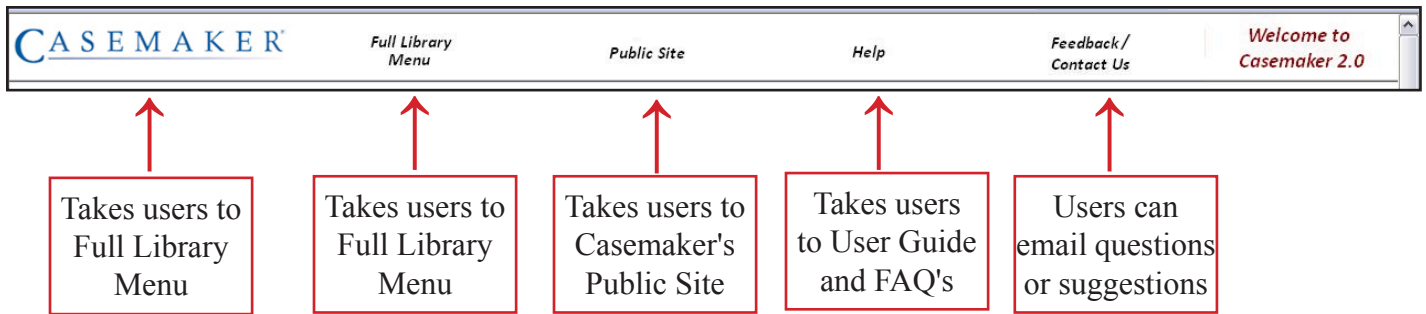
Copyright © 1995-2007 Lawriter LLC All rights reserved.

Alabama Library Menu

All the contents of the library can be accessed from this page. By clicking on the **CASE LAW SEARCH** icon at the top of the Library Menu page, the **ADVANCED SEARCH** screen will appear. (See page 3.)

PLEASE NOTE: The currency of the materials can quickly be determined by clicking on the **CURRENCY** link located near the top of each library page.

Main Banner Functions



Full Document Search Query-Search Functions

Text may be entered into the Query box to allow users to identify search parameters ([see next page](#)). Basic search tips that explain some of the different search functions available are located on the Advanced Search page. Below is a more detailed explanation.

AND (inclusion) Search: By separating words with just a space, documents with *all* search terms will appear.
Example: **contract arbitration**-both words must appear in the document.

OR Search: By putting parentheses around two terms separated by a comma (no spaces allowed), the user will find documents with *either* term in the text.
Example: **(gun,knife)**-either or both words appear in the document.

NOT (exclusion) Search: By placing a hyphen in front of a term, it is *eliminated* from the search.
Example: **property -residential** should yield documents regarding property *not related to residential property*.

PHRASE Search: By surrounding a phrase with quotation marks, documents with that *exact phrase* appear.
Example: **"next of kin"** will yield documents which contain the entire phrase, *next of kin*.

SUFFIX EXPANSION Search: By placing an asterisk (*) directly behind a root word, *all forms* (plurals, past tense, etc.) will be found.
Example: **stalk*** will yield documents containing: *stalk, stalks, stalker, stalking, etc.*

THESAURUS EXPANSION Search: By placing a tilde (~) immediately in front of the word, documents with *synonyms* of the word appear.
Example: **~liquor** will yield: *alcohol, whiskey, beer, wine, drink, etc.*

MULTIPLE FUNCTION Search: The above search functions can be combined in the same search.
Example: **murder (gun,knife)** will yield; *murder & gun, murder & knife, or murder & gun & knife*

Advanced Search Options

Advanced Search allows users to enter terms into the Full Document Search Query box. Case specific information can also be entered into the various designated boxes.

If the citation or party names are known, they can be entered into the **Citation box**. Make sure that the **correct radio button** has been selected by use of the mouse. Citations must be typed **exactly** as posted in the Reporter.

If the **Docket Number** is known, it can be entered into the Docket No. box.

A specific jurisdiction can be entered into the **Court** box.

Any **attorneys associated with the appellate case** can be entered into the Attorney box.

The name of the **author of the opinion** can be entered into the Judge box, while names of **other judges** who also ruled on the case can be entered into the Judges box.

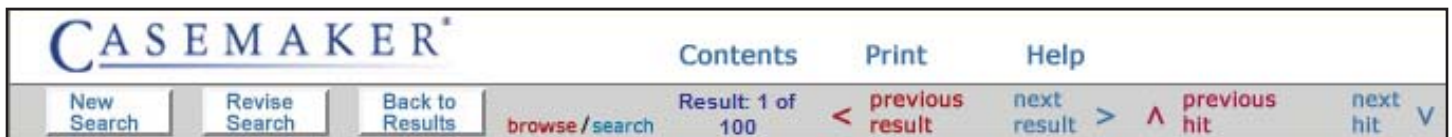
If a **specific period of time** of a decision is desired, it can be entered in the Date Decided boxes.

The Word Forms drop-down menu is **another method of performing specific Search** functions.

The Proximity drop-down menu allows users to **find words within specified distances** of each other.

By accessing the **Results Order drop-down menu**, users may choose between Date Descending, Date Ascending and “Rank.” Rank results refers to the relative number of hits of search terms.

Navigation Bar Functions



Search Navigation buttons allow users to start a **New Search**, **Revise the Current Search** or to go back to the **Search Results** page.

These buttons allow users to switch back and forth between **Browse and Search** modes.

Result Navigation buttons allow users to find the previous or next **Search Result**.

Previous and Next Hit buttons allow users to **locate Search Terms** within the document quickly.

Other Button Functions

Clicking on the **Casemaker logo** takes the user back to the main library (50 state and federal) page.

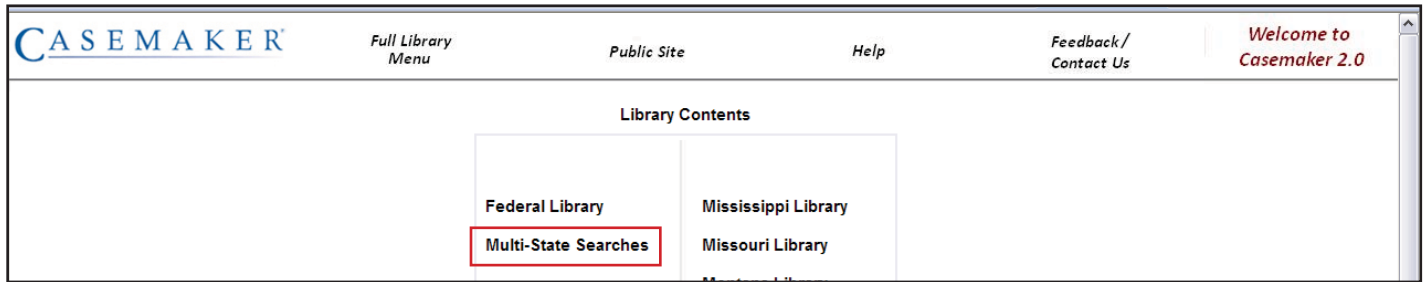
Clicking on the **Contents** page takes the user back to the contents page of the library currently in use.

The **Print** link provides the user with a printed document that has the HTML coding removed.

The **Help** button links the user to Casemaker tutorials.

Once search terms have been typed, either pressing the **Enter** key on the keyboard or clicking on the **Search** tab will advance the user to the next screen.

Simultaneous Multi-State Searches



This is an enhanced feature of Casemaker 2.0. By clicking on either the Casemaker logo or the Full Library Menu, users are transported to the main library menu (as shown on page 1). In order to search multi-state case law, click on the Multi-State Searches hyperlink and the following page will appear.



From here, users can click on the State Court Opinions hyperlink and they will be directed to a listing of all 50 states and the District of Columbia. Then, users can enter the search term(s) they wish to include and check on the boxes next to the desired states.

Basic Search | **Advanced Search**

<input type="checkbox"/> Alabama	<input type="checkbox"/> Kentucky	<input type="checkbox"/> North Dakota
<input type="checkbox"/> Alaska	<input type="checkbox"/> Louisiana	<input type="checkbox"/> Ohio
<input type="checkbox"/> Arizona	<input type="checkbox"/> Maine	<input type="checkbox"/> Oklahoma
<input type="checkbox"/> Arkansas	<input type="checkbox"/> Maryland	<input type="checkbox"/> Oregon
<input type="checkbox"/> California	<input type="checkbox"/> Massachusetts	<input type="checkbox"/> Pennsylvania
<input type="checkbox"/> Colorado	<input type="checkbox"/> Michigan	<input type="checkbox"/> Rhode Island
<input type="checkbox"/> Connecticut	<input type="checkbox"/> Minnesota	<input type="checkbox"/> South Carolina
<input type="checkbox"/> D. of Columbia	<input type="checkbox"/> Mississippi	<input type="checkbox"/> South Dakota
<input type="checkbox"/> Delaware	<input type="checkbox"/> Missouri	<input type="checkbox"/> Tennessee
<input type="checkbox"/> Florida	<input type="checkbox"/> Montana	<input type="checkbox"/> Texas
<input type="checkbox"/> Georgia	<input type="checkbox"/> Nebraska	<input type="checkbox"/> Utah
<input type="checkbox"/> Hawaii	<input type="checkbox"/> Nevada	<input type="checkbox"/> Vermont
<input type="checkbox"/> Idaho	<input type="checkbox"/> New Hampshire	<input type="checkbox"/> Virginia
<input type="checkbox"/> Illinois	<input type="checkbox"/> New Jersey	<input type="checkbox"/> Washington
<input type="checkbox"/> Indiana	<input type="checkbox"/> New Mexico	<input type="checkbox"/> West Virginia
<input type="checkbox"/> Iowa	<input type="checkbox"/> New York	<input type="checkbox"/> Wisconsin
<input type="checkbox"/> Kansas	<input type="checkbox"/> North Carolina	<input type="checkbox"/> Wyoming

Full Document Search Query:

Official Cite Case Name Secondary Cite

Citation:

Docket No.:

Court:

Date Decided: From: (mm/dd/yyyy) To: (mm/dd/yyyy) 01/01/2008

Word Forms:

Proximity:

Result Order:

This screen permits use of search connectors in the same way as the rest of the site.

casecheck Feature

Casemaker's **casecheck** feature allows users to instantly determine the treatment of the case in question by a later court. By clicking on the hyperlink beside the case being viewed, **casecheck** transports the user to the exact portion of the later case where the current case is cited. Users can read the text surrounding the citation and determine for themselves the treatment of the case in question. Casecheck is always visible on the right-hand side of the screen when viewing **CASE LAW**.

[438 So.2d 336](#)
Coulter v. State

[405 So.2d 374](#)
COLLEY v. STATE

[401 So.2d 124](#)
BRACEWELL v. STATE

[401 So.2d 130](#)
EX PARTE BRACEWELL

[553 So.2d 647](#)
JACKSON v. STATE

[447 So.2d 815](#)
Bracewell v. State

BROWSE

Statutes and Session Law

- ▶ [Title 1 LEGISLATIVE INTENT AND PURPOSES OF CHAPTER.](#)
- ▶ [Title 2 AGRICULTURE.](#)
- ▶ [Title 3 ANIMALS.](#)
- ▶ [Title 4 AVIATION.](#)
- ▶ [Title 5 BANKS AND FINANCIAL INSTITUTIONS.](#)
- ▶ [Title 6 CIVIL PRACTICE.](#)
- ▶ [Title 7 COMMERCIAL CODE.](#)
- ▶ [Title 8 COMMERCIAL LAW AND CONSUMER PROTECTION.](#)
- ▶ [Title 9 CONSERVATION AND NATURAL RESOURCES.](#)
- ▶ [Title 10 CORPORATIONS, PARTNERSHIPS AND ASSOCIATIONS.](#)
- ▶ [Title 11-1 PROVISIONS APPLICABLE TO COUNTIES ONLY.](#)
- ▶ [Title 11-2 PROVISIONS APPLICABLE TO MUNICIPAL CORPORATIONS ONLY.](#)
- ▶ [Title 11-3 PROVISIONS APPLICABLE TO COUNTIES AND MUNICIPAL ...](#)
- ▶ [Title 12 COURTS.](#)
- ▶ [Title 13A CRIMINAL CODE.](#)
- ▶ [Title 14 CRIMINAL CORRECTIONAL AND DETENTION FACILITIES.](#)
- ▶ [Title 15 CRIMINAL PROCEDURE.](#)
- ▶ [Title 16 EDUCATION.](#)
- ▶ [Title 17 ELECTIONS.](#)
- ▶ [Title 18 EMINENT DOMAIN.](#)

Browse Mode

Casemaker's **Browse** feature allows users to peruse statutes, codes, rules and more. Users can click on the hyperlinks to read titles to determine what documents they may be interested in viewing. And by accessing the Casemaker toolbar, users can easily switch back and forth between browsing and searching within the codes and rules.

SuperCODE

Casemaker's **SuperCODE** feature ensures that practitioners know what changes are being made to statutes and codes. When accessing a statute or code, the **SuperCODE** function is always visible on the right-hand side of the screen. If a viewed document has been affected by legislation, a link to the law will appear. The hyperlink will direct the user to the exact portion of the legislation that affects the code or statute. This will allow the user to decide if the most salient point of the document will change or otherwise be affected. (*Example from Rhode Island.*)

CASEMAKER Home Contents Print Help

< back to doc list browse/search < previous doc next doc >

41-1-3

Statutes and Session Law

[TITLE 41 Sports, Racing, and Athletics](#)

[CHAPTER 41-1 Division of Racing and Athletics](#)

41-1-3 Construction of references - Continuity of functions.

41-1-3 Construction of references - Continuity of functions.

Whenever in any general or public law, and more particularly in this title, the words "commission on horse racing and athletics", or the word "commission" in reference to the commission shall appear, the words shall be deemed to refer to and mean the division of racing and athletics in the department of business regulation. The division shall be deemed and held to constitute a continuation of the former commission on horse racing and athletics. The governor is authorized to transfer or reallocate by executive order the whole or any part of the appropriation of the former commission on horse racing and athletics to the department and the division.

SuperCODE

[2007 Chapter 076 - S 0237](#)

[2007 Chapter 081 - H 6240](#)

Other Questions?

For questions regarding Casemaker that are not answered in the *Frequently Asked Questions* section or that the Alabama State Bar cannot answer, Casemaker can be contacted by clicking the **FEEDBACK** link at the bottom of the Alabama Library page or by calling (toll free) 877-659-0801 from 9AM-5PM (Eastern time) Monday-Friday.

FREQUENTLY ASKED QUESTIONS ABOUT CASEMAKER

GENERAL INFORMATION

Is there a number I can call if I have questions about Casemaker?

Yes, call the Lawriter Corporation (toll-free) at 877-659-0801 and ask for Casemaker assistance. Our normal business hours from 9:00 a.m. to 5:00 p.m. Eastern Time Zone.

Where can I turn for help if I have questions after business hours?

Click on the **HELP** button in the upper right-hand portion of the Casemaker navigation bar. Casemaker on-line help provides complete instruction on the use of Casemaker. You can also refer to the on-line tutorial in the **LEARNING CENTER** on the navigation bar (also www.casemaker.us) or this hard-copy user manual.

I am having trouble logging on to the site, what could be wrong?

Generally speaking, Casemaker does not control this aspect of the service. Individual bar associations are responsible for log-in parameters/requirements for their members. However, here are several common problems users have experienced in this area:

- Make sure you have entered the information required by your state bar.
- Make sure you haven't misspelled anything.
- If the first two suggestions don't solve your problem, your computer may not be accepting "cookies," which are bits of information saved on your computer that allows you to access the site. You might need to change your security settings to allow for cookies or at a minimum allow your browser to accept cookies from the Casemaker website.

If you still have difficulty logging on, please contact your local bar association.

What does the Casemaker Web Library contain?

Casemaker is divided into federal and state libraries.

The Federal Library contains:

- United States Supreme, Circuit, District, and Bankruptcy court opinions
- Federal Court Rules
- United States Code
- Federal Code of Regulations
- USC Bankruptcy Reform Act
- Links to Federal Court Forms

The contents of state libraries will vary, depending on what individual Consortium member states have requested. Every Consortium state library generally contains:

- case law
- statutes
- codes
- state constitution
- court rules

Depending on the individual Consortium member state's agreement with Casemaker, some state libraries may include: local federal rules, reports, links to court forms, Attorney General opinions, jury instructions, "unreported" opinions, bankruptcy decisions, ethics opinions, Worker's Comp. opinions, environmental decisions, and other legal information as specified by the individual bar's requests.

Casemaker now includes libraries for all 50 states.

Why does the URL change when I click the Enter Casemaker button?

The actual Casemaker servers are located in Cincinnati and are not a part of the state bar website. When you access Casemaker you are transferred onto the Casemaker site.

How can I email a case?

Currently the best way to email a case is by highlighting the text and pasting the material into a word processing program. Then the file can be saved and send the file as an attachment.

ANNOTATIONS

Are the library results annotated?

Because of Casemaker's full-text searchable database capability, on-line library users no longer have to rely on annotations to find out which cases are cited. Cases that could only be found through the use of annotation can now be found by using our **THESAURUS** and other search features. In this way, users are able to annotate the case on the fly.

CITATIONS

Can I use Casemaker as a citator?

Casemaker's unique **CASECHECK** function allows the user to achieve this on their own. After locating the desired document, users are provided with the full text of all cases that discuss the case in question. And, **CASECHECK** puts the user in the exact location where the case in question is cited by the subsequent case. This allows users to make their own decision as to the case's relevance as opposed to relying on summaries generated by individuals who may or may not be legal professionals.

How do I know that the case has not been overturned?

Casemaker's **CASECHECK** feature displays every case that has cited the original case. By clicking on the individual cases in the **CASECHECK** list, the user is transported to the exact location where the case is cited in the subsequent case. The user can then quickly determine if the decision has been altered.

CURRENCY OF MATERIALS

How far back do cases and statutes go and how do I know if the most current document is displayed?

Currency for cases can be found on the **CURRENT CONTENTS INFORMATION** link at the bottom of each library menu page. Statute currency information is also available there.

PRINTING

How do I print just a section of the document?

The user must "block and paste" the section of the document that is required. That is, by highlighting the section using their mouse and the **SHIFT** key the section can then be copied by left clicking the mouse and choosing **COPY**. Once this is accomplished, go to the **FILE** drop-down menu and choose **PRINT**. Click on the **SELECTION** button and click **OK**.

SEARCHING WITHIN CASEMAKER

How do I search for an individual case if I have the official citation?

Click on the **ADVANCED SEARCH** tab. Type the citation in the **CITATION** field and the case will appear. It is critical that the spacing and characters are typed in *exactly* as they appear in the official reporter. Make sure that the Official Cite radio button is highlighted.

How do I search for an individual case if I know the case name?

Click on the **ADVANCED SEARCH** tab. Type the name of one or both parties in the **CITATION** field to pull up that case. It is not necessary to put in the **v.** or even the full case name. All that may be necessary is just the most unique portions of a party's name. And, if one of the parties names is very unique, only one of the parties names may be necessary. For common names, more information in other field boxes may be required to narrow the search. Again, the Case Name radio button must be highlighted.

How can I narrow my search results? It is returning too many results.

There are several things you can do to narrow your search, including:

- Add additional key words to your search, using the **REVISE SEARCH** button.
- If you are searching for a phrase, make sure you are placing the phrase inside of quotes.
(Ex. “next of kin”)
- Utilize the tools available to you in the **ADVANCED SEARCH** that allow you to narrow the proximity in which your key words/phrases appear. Many options allow the user to enter terms in any of the fields in conjunction with key words in the full document search query or use the date range option.

Can I search in multiple case law libraries?

The Casemaker search engine does not currently allow users to search in multiple state libraries simultaneously.

Why do I keep getting an error message saying “No documents appear to have matched your search criteria.”?

There are several reasons you are getting this error message, including:

- You have developed too narrow of a search. Consider reducing the number of keywords or phrases in your search query.
- You might have misspelled one of the words in the search string, field entry, etc. Casemaker search logic looks for the exact spelling of key words.
- Make sure you are searching the correct library.

How does the search engine decide the rank of search results?

The ranking algorithm takes into consideration relative word ordering, word proximity, database frequency, document frequency, and position in the text.

What is meant by “proximity” and how is it useful?

When **multiple keyword search terms** are entered, the user can narrow the search results by choosing how close together the keywords appear in the text. Users can select the **within word, sentence, 500 characters, or 1000 characters**.

END USER LICENSE AGREEMENT (EULA)

Why does the End User License Agreement (EULA) display before I enter Casemaker?

The EULA may be scheduled to appear periodically, depending upon your state bar's contractual obligations to Lawriter.

Is it permissible to use Casemaker materials from the Casemaker site for presentations?

Casemaker is happy to provide this type of assistance to all of our users. Under the EULA we do allow a slightly limited, but we feel commonly adequate use of most of our materials. However, for specific permission, please contact us toll-free at 877-659-0801.