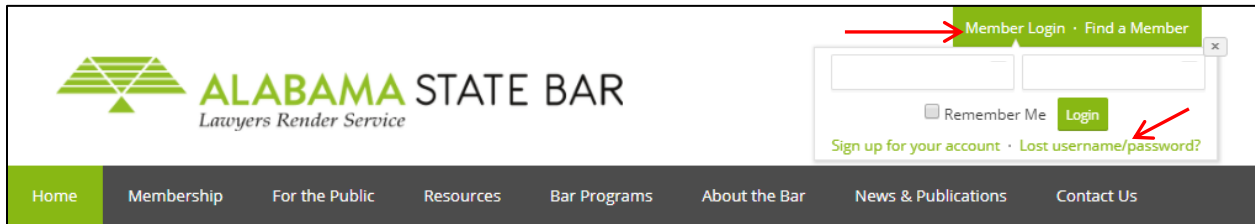


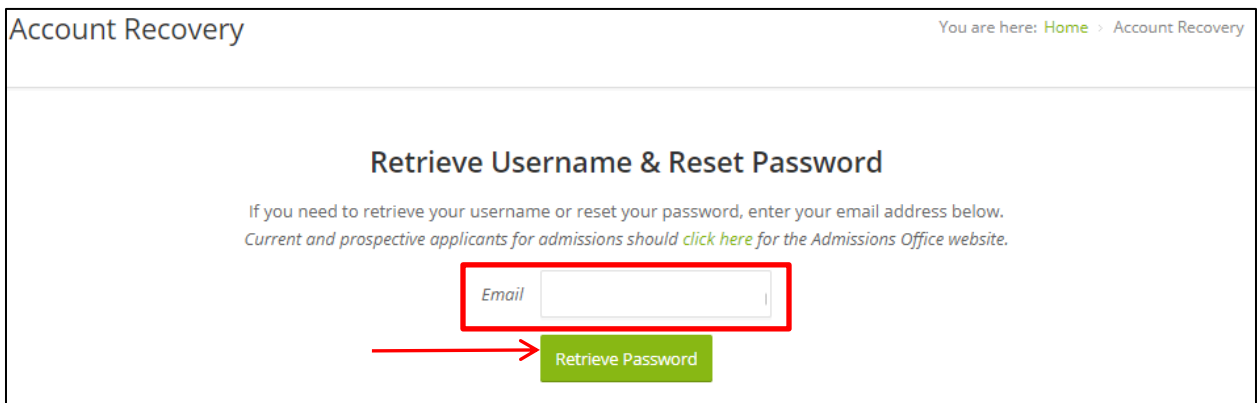


Instructions to Recover Your Username or Reset Your Password

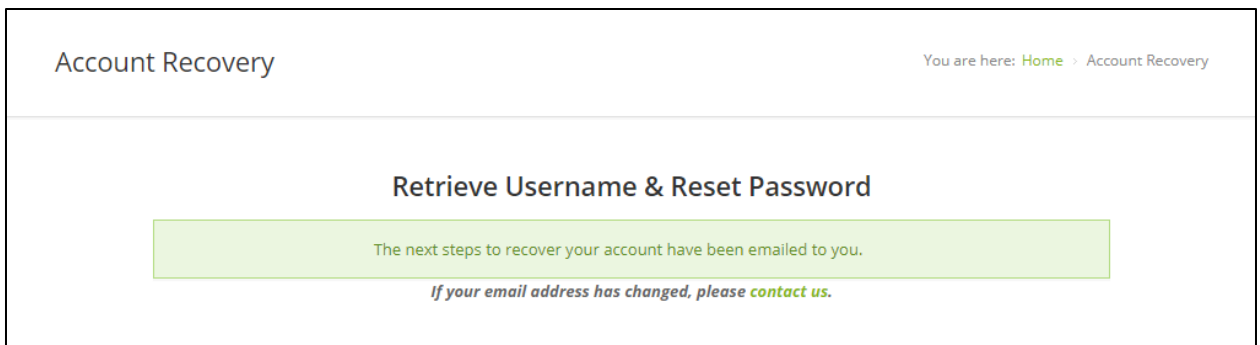
1. Click on **Member Login** in the top right corner of the ASB homepage at www.alabar.org, and then on **Lost username/password?** in the pop out box.



2. On the account recovery webpage (<https://www.alabar.org/account-recovery/>), enter your email address on file with the bar, and click **Retrieve Password**.



3. An email will be sent to your email address with your username, and a link to reset your password.



4. Check your email account for an email from asbweb@alabar.org with the subject: Alabama State Bar - Account Recovery. Open the email and click on the hyperlink in the email to be taken to the create new password webpage. Enter a new password (must be at least six characters, and contain at least one capital letter, one lowercase letter, and one number) into the New password field. Enter the same new password in the Confirm new password field. Click **Reset Password**.

5. You will then receive a message that your password has been reset.

6. Click **Member Login** in the top right corner of the webpage, enter your username and new password, click **Login**. (Note: Passwords are case sensitive.) You will be logged in and taken to your MyDashboard page.