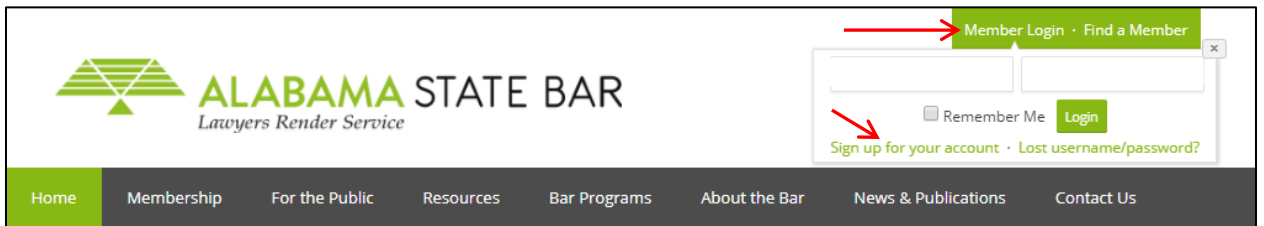


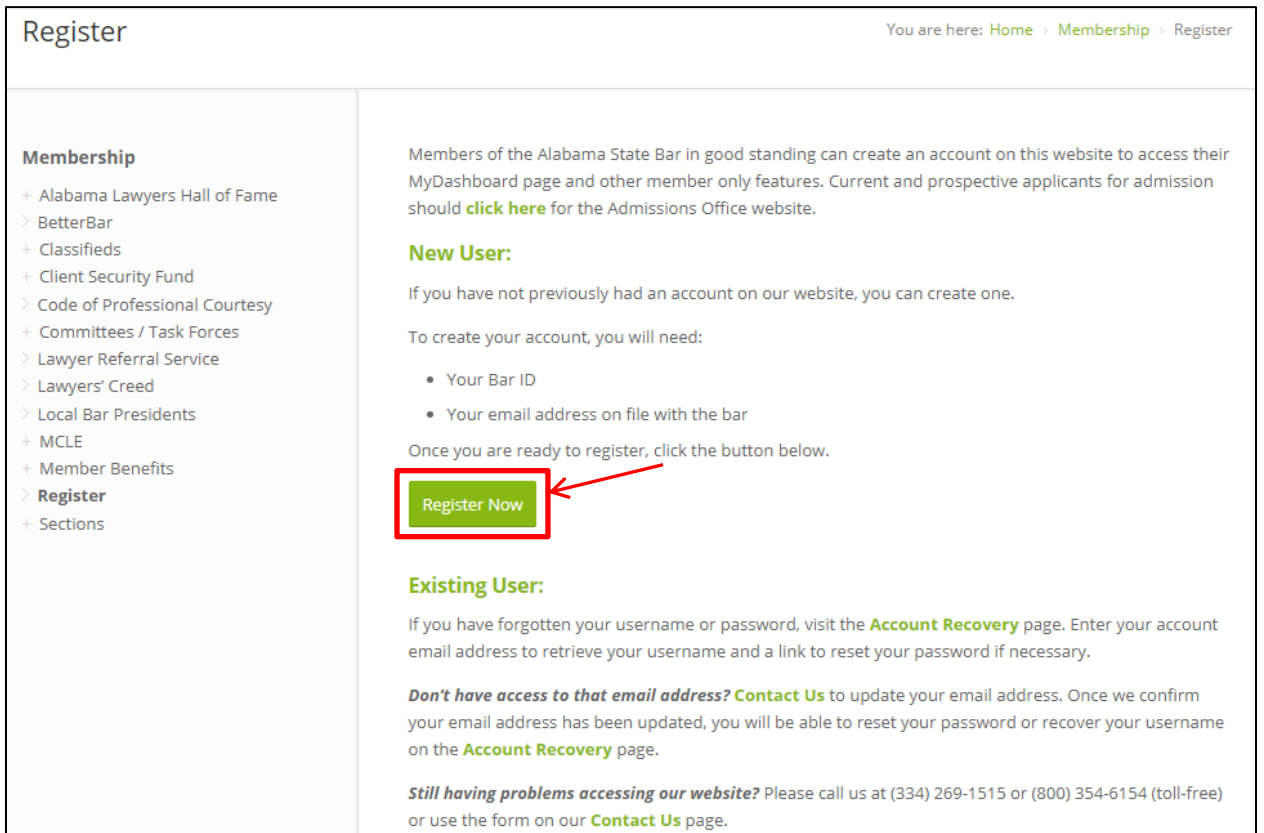


Instructions for Creating an Alabar.org Account

1. Click on **Member Login** in the top right corner of the ASB homepage at www.alabar.org, and then on **Sign up for your account** in the pop out box.



2. On the register webpage (<https://www.alabar.org/membership/register/>), click **Register Now**.
NOTE: You will need your Bar ID, and email address on file with the bar to register. Instructions for existing users are available at the bottom of the webpage.



3. On the new user registration page, fill in all of the personal information requested and select a username and password. The password must be six characters or more, with at least one uppercase letter, one lowercase letter, and one number. Click on **Complete Registration**.

New User Registration You are here: [Home](#) > [New User Registration](#)

Fields marked with a * are required.
Please choose a password of six characters or more, with at least one uppercase letter, one lowercase letter, and one number.

Personal Information

Bar ID *

Email *

First Name *

Last Name *

Create Your Login

Username *

Password *

Confirm Password *

[Complete Registration](#)

4. When successful, you will be taken to webpage shown below. You can now login.

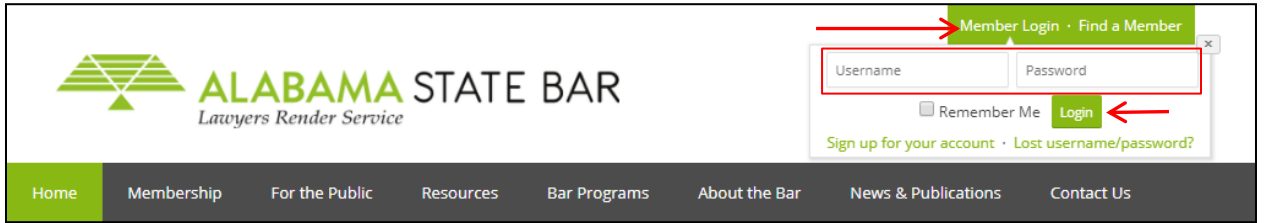
New User Registration You are here: [Home](#) > [New User Registration](#)

Registration complete!

Please check your email for confirmation of your registration.

[« Return home or Log in »](#)

5. To login, click **Member Login** in the top right corner of the webpage, enter your username and password, click **Login**. (Note: Passwords are case sensitive.) You will be logged in and taken to your MyDashboard page.



NOTES:

- If you try and register for a new account and you already had one, your confirmation email will notify you of that situation and provide you with your username. There will be a link in that email for you to reset your password if you need to do so.
- If you no longer have access to the email address on record with the bar, please contact us directly to update your email address. You can use our [Contact Us](#) form or call us: (334) 269-1515 or (800) 354-6154 (toll-free).